









	Seat Height	Arm Height	W	D	H	Fabric	Leather	Weight	Cubes/Qty
<b>fly 4670</b>	16¼"	-	60"	20⅞"	16¼"	-	-	75 lbs.	19.65' / 1
	413 mm	-	1524 mm	530 mm	413 mm	-	-	34.0 kg	.56 cu.
 	List Price								
1607									
Bench. Polished stainless steel legs. Solid <b>maple</b> wood seat. Available in all finishes. When specifying light finishes 836, 837, 840, or 850 the natural characteristics of the wood will be visible. See terms and conditions. Approved for GSA. Contract GS-28F-7040G.									

<b>fly 4671</b>	16¼"	-	72"	20⅞"	16¼"	-	-	110 lbs.	19.65' / 1
	413 mm	-	1829 mm	530 mm	413 mm	-	-	49.9 kg	.56 cu.
 	List Price								
1714									
Bench. Polished stainless steel legs. Solid <b>maple</b> wood seat. Available in all finishes. When specifying light finishes 836, 837, 840, or 850 the natural characteristics of the wood will be visible. See terms and conditions. Approved for GSA. Contract GS-28F-7040G.									

<b>fly 4672</b>	16¼"	-	60"	20⅞"	16¼"	-	-	75 lbs.	19.65' / 1
	413 mm	-	1524 mm	630 mm	413 mm	-	-	34.0 kg	.56 cu.
 	List Price								
2336									
Bench. Polished stainless steel legs. Solid <b>walnut</b> seat. Available in 823, 839, 841 and 860 finishes. See terms and conditions. Approved for GSA. Contract GS-28F-7040G.									

<b>fly 4673</b>	16¼"	-	72"	20⅞"	16¼"	-	-	110 lbs.	19.65' / 1
	413 mm	-	1829 mm	530 mm	413 mm	-	-	49.9 kg	.56 cu.
 	List Price								
2443									
Bench. Polished stainless steel legs. Solid <b>walnut</b> seat. Available in 823, 839, 841 and 860 finishes. See terms and conditions. Approved for GSA. Contract GS-28F-7040G.									