

**Standard Features**

Abra tables have 3/8" (10mm) thick glass tops with a polished flat edge. The 1" (25.4mm) thick shelf is curly maple veneer. Legs are solid aluminum with a brushed finish and a protective clear coat. Urethane bumpers protect the glass and prevent movement.

The Abra table base and glass top are packed separately in the same carton.

**Design Selection**

**Glass Edge Detail**

Order Code - X




**Veneer Selection**

**Curly Maple Veneer**

Order Code - E

Rotary Cut, Slip Matched









**Finish Selection**

When specifying light finishes such as 836, 837, 840, and 850 the color and characteristic variances of both veneer and solid wood are apparent. Therefore, exact color matches are not possible.

**Curly Maple Veneer**

Standard Finish

101	837
108	839
805	840
823	841
834	850
835	860
836	

description	sku	w	d	h	weight	specifications	price
 <b>square occasional table</b> approved for GSA	B21	21½	21½	17½	40		\$ 1432
	B23	23⅝	23⅝	17½	40		1492
   <b>square occasional table</b> approved for GSA	B42	42	42	15¼	95		1920
   <b>rectangular occasional table</b> approved for GSA	B48	48	28	15¼	110		1796
							

specification codes	series	sku	veneer	style	pull/hardware	finish
			<input checked="" type="checkbox"/> maple	<input checked="" type="checkbox"/> none	<input checked="" type="checkbox"/> none	
	<input type="checkbox"/> N	<input type="checkbox"/> <input type="checkbox"/> <input type="checkbox"/>	<input type="checkbox"/> E	<input checked="" type="checkbox"/> X	<input checked="" type="checkbox"/> X	<input type="checkbox"/> <input type="checkbox"/> <input type="checkbox"/>