

Standard Features

Etage tables feature a 4" thick top framed with 1/4" solid maple bead details. Legs are constructed of solid maple.

Etage tables are shipped fully assembled.

Design Selection

Wood Edge Detail

Order Code - X



Finish Selection

When specifying light finishes such as 836, 837, 840, or 850 the color and characteristic variances of both veneer and solid wood are apparent. Therefore, exact color matches are not possible.

Architectural Maple Veneer

Standard Finish


| | |
|-----|-----|
| 805 | 840 |
| 823 | 841 |
| 834 | 850 |
| 835 | 860 |
| 836 | 861 |
| 837 | 865 |
| 839 | |





Veneer Selection

Architectural Maple Veneer

Order Code - E

Reversed Diamond, Book Matched



| | description | sku | w | d | h | weight | specifications | price |
|--|--|-----|----|----|--------|--------|----------------|---------|
|  | rectangular occasional table approved for GSA contract GS-28F-7040G | E18 | 18 | 22 | 21 3/8 | 25 | | \$ 1147 |
|  | round occasional table approved for GSA contract GS-28F-7040G | E21 | 21 | 21 | 21 3/8 | 20 | | 1275 |
|  | round occasional table approved for GSA contract GS-28F-7040G | E41 | 42 | 42 | 16 | 50 | | 2037 |
|  | rectangular occasional table approved for GSA contract GS-28F-7040G | E48 | 48 | 28 | 16 | 50 | | 1656 |

specification codes

series

sku

veneer

style

pull/hardware

finish

maple
 E

none
 X

none
 X