

Standard Features

Etage tables feature a 4" thick top framed with 1/4" solid maple bead details. Legs are constructed of solid maple.

Etage tables are shipped fully assembled.

Design Selection

Wood Edge Detail

Order Code - X



Finish Selection

When specifying light finishes such as 836, 837, 840, or 850 the color and characteristic variances of both veneer and solid wood are apparent. Therefore, exact color matches are not possible.

Architectural Maple Veneer

Standard Finish


805	839
823	840
834	841
835	850
836	860
837	





Veneer Selection

Architectural Maple Veneer

Order Code - E

Reversed Diamond, Book Matched



	description	sku	w	d	h	weight	specifications	price
	rectangular occasional table approved for GSA	E18	18	22	21 3/8	25		\$ 1075
	round occasional table approved for GSA	E21	21	21	21 3/8	20		1195
	round occasional table approved for GSA	E41	42	42	16	50		1910
	rectangular occasional table approved for GSA	E48	48	28	16	50		1552

specification codes	series	sku	veneer	style	pull/hardware	finish
	N		<input checked="" type="checkbox"/> maple	<input checked="" type="checkbox"/> none	<input checked="" type="checkbox"/> none	
			<input checked="" type="checkbox"/>	<input checked="" type="checkbox"/>	<input checked="" type="checkbox"/>	