

Standard Features

Gallery wood tops are ¾" (19mm) or 1" (25mm) thick and incorporate a solid maple edge with 3-ply maple construction. Glass tops are ½" (13mm) thick clear beveled glass and are GREENGUARD Certified.

The Gallery base features four cylindrical metal legs with a cross bar and elevation spacers constructed of 14-gauge cold rolled steel finished in brushed nickel. Table bases have non-adjustable plastic floor glides.

Glass top tables have brushed nickel caps installed on the table base and are visible through the glass. Acrylic bumpers on the caps protect the glass and prevent movement.

Gallery table tops and bases are sold separately; however, Gallery bases purchased for use with customer's own materials (COM) negates the warranty.

The dimensions listed for the height are for wood tops only.

Gallery table tops and bases are sold and shipped separately.

Design Selection

Wood Edge Detail

Order Code - A



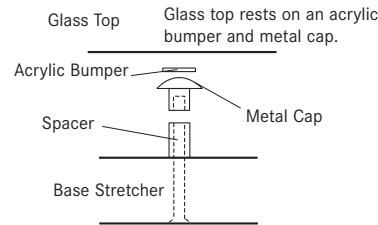
Glass Edge Detail

Order Code - A

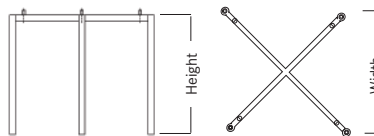


Pull/Hardware Selection

Glass Top Button Detail



Base Detail

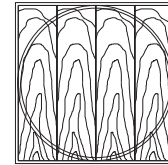


Veneer Selection

Architectural Maple Veneer

Order Code - E

Slip Matched





Finish Selection

When specifying light finishes such as 836, 837, 840, and 850 the color and characteristic variances of both veneer and solid wood are apparent. Therefore, exact color matches are not possible.

Architectural Maple Veneer

Standard Finish

805	840
823	841
834	850
835	860
836	861
837	865
839	

description	sku	w	d	h	weight	specifications	glass	wood
 round table top specify style code A specify pull/hardware code X approved for GSA contract GS-28F-7040G glass top - GREENGUARD certified	ZEG	18	18	¾	20	(1) ZWJ	\$ 457	\$ 645
	ZEJ	24	24	¾	50	(1) ZWL	611	750
	ZED	36	36	1	80	(1) ZWC	995	1146
	Z5L	42	42	1	100	(1) ZWE	1247	1294
 occasional table base brushed nickel specify veneer and style code X specify pull/hardware code 4 approved for GSA contract GS-28F-7040G GREENGUARD certified	ZWJ	10¾	10¾	21¼	10	leg dia. ¾; use with ZEG		551
	ZWL	14	14	21¼	20	leg dia. 1; use with ZEJ		720
	ZWC	22	22	15	20	leg dia. 1½; use with ZED		1060
	ZWE	26	26	15	25	leg dia. 1½; use with Z5L		1102

specification codes

series

sku

veneer

- E maple
- G glass
- X none

style

- A arc
- X none

pull/hardware

- 4 brushed nickel
- X none

finish