

Item

Item is a modular seating product that creates free-floating seating designs. The Item modules twist, rise and fall in their design creating a final assembly sculptured from both the plan and elevation views. Item is offered in 10 different modules that range in shape and heights. All necessary ganging brackets are included and pre-installed. Fabric on corner module will be railroaded. If modules are used in a configuration with the corner module, specify fabric railroaded.

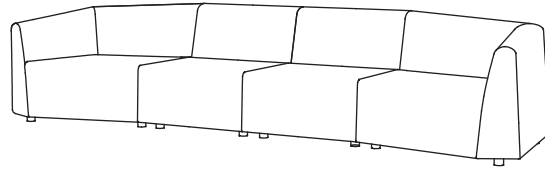
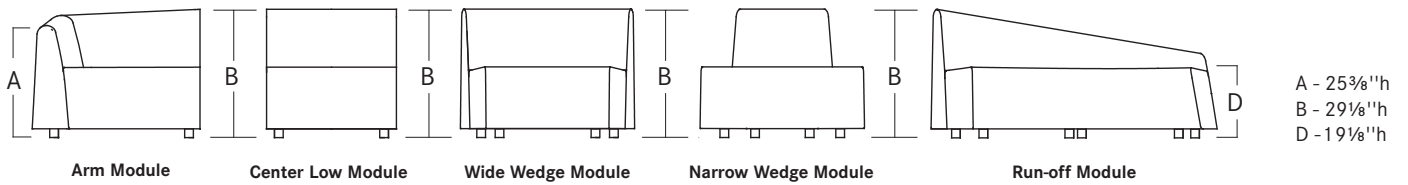
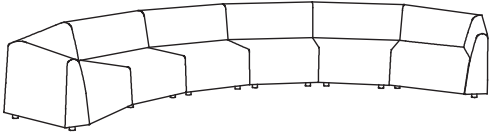
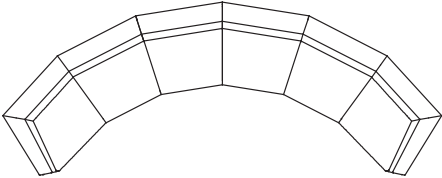
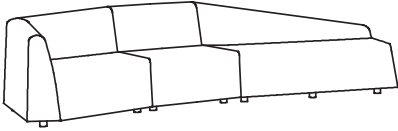
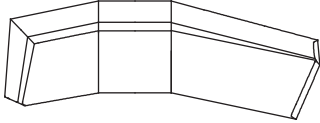
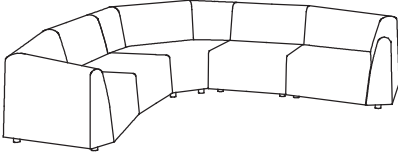
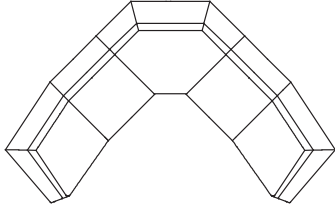
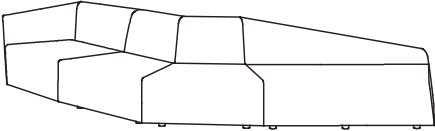
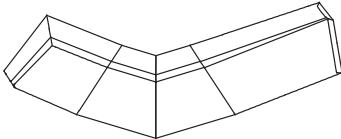


Illustration showing ONLY the low lounge modules for Item.



Variations in heights within the item modular group makes it necessary to use only the modules with corresponding heights together. Modules cannot be mated to either A or D sides.

	Plan View	ISO View	Description	Price
1			(1) 5900L Left Arm Module (1) 5900R Right Arm Module Total	\$ 1656 1656 \$ 3312
2			(1) 5900L Left Arm Module (1) 5901CL Center Low Module (1) 5900R Right Arm Module Total	\$ 1656 1139 1656 \$ 4451
3			(1) 5900L Left Arm Module (3) 5902NW Narrow Back Wedge (1) 5900R Right Arm Module Total	\$ 1656 3417 1656 \$ 6729

	Plan View	ISO View	Description	Price
4		 197 ⁵ / ₈ "w x 77 ⁷ / ₈ "d	(1) 5900L Left Arm Module (4) 5902WW Wide Wedge Module (1) 5900R Right Arm Module Total	\$ 1656 4556 1656 \$ 7868
5		 127 ³ / ₄ "w x 47 ³ / ₄ "d	(1) 5900L Left Arm Module (1) 5901CL Center Low Module (1) 5904R Run-off Right Module Total	\$ 1656 1139 1656 \$ 4451
6		 148 ³ / ₄ "w x 37 ¹ / ₄ "d	(1) 5900L Left Arm Module (1) 5901CL Center Low Module (1) 5905 Corner Module (1) 5901CL Center Low Module (1) 5900R Right Arm Module Total	\$ 1656 1139 1656 1139 1656 \$ 7246
7		 148 ¹ / ₄ "w x 55 ³ / ₈ "d	(1) 5900L Left Arm Module (2) 5902NW Narrow Back Wedge (1) 5904R Run-off Right Module Total	\$ 1656 2278 1656 \$ 5590

	Seat Height	Arm Height	W	D	H	Fabric	Leather	Weight	Cubes/Qty			
item 5900L	16 ³ / ₄ "	25 ³ / ₈ "	38"	42 ³ / ₈ "	29 ¹ / ₈ "	5.8 yds.	101.0'	88 lbs.	32.10' / 1			
	425 mm	645 mm	965 mm	1076 mm	740 mm	5.3 m	9.4 sqm	39.9 kg	.91 cu.			
COM	COL	1	2	3	4	5	6	7	8	9	10	11
1656	1772	2133	2185	2230	2256	2288	2327	2365	2423	2520	2610	2887



GREENGUARD Certified

Left Arm Module. Fully upholstered. Ganging brackets included. *All COM/COL fabrics must be preapproved by Bernhardt Design prior to application. Specify fabric railroaded when used with Item 5905 corner module.

	Seat Height	Arm Height	W	D	H	Fabric	Leather	Weight	Cubes/Qty			
item 5900R	16 ³ / ₄ "	25 ³ / ₈ "	38"	42 ³ / ₈ "	29 ¹ / ₈ "	5.8 yds.	101.0'	100 lbs.	32.10' / 1			
	425 mm	645 mm	965 mm	1076 mm	740 mm	5.3 m	9.4 sqm	45.3 kg	.91 cu.			
COM	COL	1	2	3	4	5	6	7	8	9	10	11
1656	1772	2133	2185	2230	2256	2288	2327	2365	2423	2520	2610	2887



GREENGUARD Certified

Right Arm Module. Fully upholstered. Ganging brackets included. *All COM/COL fabrics must be preapproved by Bernhardt Design prior to application. Specify fabric railroaded when used with Item 5905 corner module.

	Seat Height	Arm Height	W	D	H	Fabric	Leather	Weight	Cubes/Qty				
item 5901CL	16¾"	-	29½"	37¼"	29½"	4.8 yds.	87.0'	85 lbs.	32.10' / 1				
	425 mm	-	750 mm	946 mm	740 mm	4.4 m	8.1 sqm	38.5 kg	.91 cu.				
	COM	COL	1	2	3	4	5	6	7	8	9	10	11
	1139	1235	1534	1577	1614	1635	1662	1694	1726	1774	1854	1929	2158

Center Low Module Fully upholstered. Ganging brackets included. *All **COM/COL** fabrics must be preapproved by Bernhardt Design prior to application. Specify fabric railroaded when used with Item 5905 corner module.



GREENGUARD Certified

item 5902WW	16¾"	-	38"	36⅝"	29½"	4.8 yds.	87.0'	85 lbs.	32.10' / 1				
	425 mm	-	965 mm	930 mm	740 mm	4.4 m	8.1 sqm	38.5 kg	.91 cu.				
	COM	COL	1	2	3	4	5	6	7	8	9	10	11
	1139	1235	1534	1577	1614	1635	1662	1694	1726	1774	1854	1929	2158

Wide Back Wedge Module. Fully upholstered. Ganging brackets included. *All **COM/COL** fabrics must be preapproved by Bernhardt Design prior to application. Specify fabric railroaded when used with Item 5905 corner module.



GREENGUARD Certified

item 5902NW	16¾"	-	37¼"	35¾"	29½"	4.5 yds.	87.0'	75 lbs.	32.10' / 1				
	425 mm	-	946 mm	908 mm	740 mm	4.2 m	8.1 sqm	38.5 kg	.91 cu.				
	COM	COL	1	2	3	4	5	6	7	8	9	10	11
	1139	1229	1509	1549	1584	1604	1629	1659	1689	1734	1809	1879	2094

Narrow Back Wedge Module. Fully upholstered. Ganging brackets included. *All **COM/COL** fabrics must be preapproved by Bernhardt Design prior to application. Specify fabric railroaded when used with Item 5905 corner module.



GREENGUARD Certified

item 5904L	16¾"	-	64¼"	36⅝"	29½"	7.5 yds.	116.0'	121 lbs.	68.33' / 1				
	425 mm	-	1632 mm	918 mm	740 mm	6.9 m	10.8 sqm	54.9 kg	1.9 cu.				
	COM	COL	1	2	3	4	5	6	7	8	9	10	11
	1656	1806	2273	2340	2398	2431	2473	2523	2573	2648	2773	2890	3248

Run-off Left Module. Fully upholstered. Ganging brackets included. *All **COM/COL** fabrics must be preapproved by Bernhardt Design prior to application. Specify fabric railroaded when used with Item 5905 corner module.



GREENGUARD Certified

item 5904R	16¾"	-	64¼"	36⅝"	29½"	7.5 yds.	116.0'	121 lbs.	68.33' / 1				
	425 mm	-	1632 mm	918 mm	740 mm	6.9 m	10.8 sqm	54.9 kg	1.9 cu.				
	COM	COL	1	2	3	4	5	6	7	8	9	10	11
	1656	1806	2273	2340	2398	2431	2473	2523	2573	2648	2773	2890	3248

Run-off Right Module. Fully upholstered. Ganging brackets included. *All **COM/COL** fabrics must be preapproved by Bernhardt Design prior to application. Specify fabric railroaded when used with Item 5905 corner module.



GREENGUARD Certified

item 5905	16¾"	-	47¼"	47¼"	29½"	7.5 yds.	120.0'	195 lbs.	32.10' / 1				
	425 mm	-	1200 mm	1200 mm	740 mm	6.9 m	11.1 sqm	88.0 kg	.91 cu.				
	COM	COL	1	2	3	4	5	6	7	8	9	10	11
	1656	1806	2273	2340	2398	2431	2473	2523	2573	2648	2773	2890	3248

Corner Module. Fully upholstered. Ganging brackets included. *All **COM/COL** fabrics must be preapproved by Bernhardt Design prior to application. Fabric railroaded.



GREENGUARD Certified

Item

Item's change in height adds to the palette of creativity that already exists within the sectional group. Item is a modular seating product that creates freefloating seating designs. The Item modules twist, rise and fall in their design creating a final assembly sculptured from both the plan and elevation views. Item is offered in 10 different modules that range in shape and heights. Fabric on corner module will be railroaded. If modules are used in a configuration with the corner module, specify fabric railroaded.

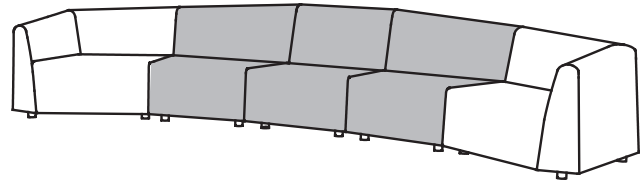
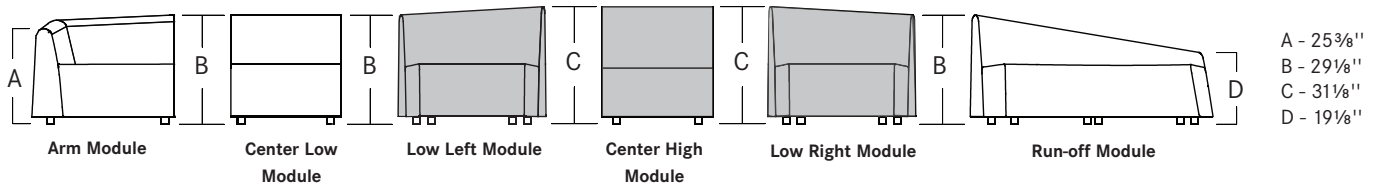


Illustration showing both the low and the taller transition modules for Item.



Shaded modules show the tall and transitional modules.

Note: Tall and low modules must be paired with a unit with a matching height. The "C" height will only fit to other "C" height modules as the "B" height will only work with corresponding "B" height units.

	Plan View	ISO View	Description	Price
8			(1) 5900L Left Corner Module (1) 5903LW Low Left Wedge Module (1) 5901CH Center High Module (1) 5903RW Low Right Wedge Module (2) 5902NW Narrow Back Wedge Module (1) 5904R Run-Off Right Module	\$ 1656 1139 1139 1139 2278 1656 Total \$ 9007
9			(1) 5900L Left Corner Module (1) 5903LW Low Left Wedge Module (1) 5901CL Center High Module (1) 5903RW Low Right Wedge Module (1) 5900R Right Corner Module	\$ 1656 1139 1139 1139 1656 Total \$ 6729
10			(1) 5900L Left Corner Module (1) 5903LW Low Left Wedge Module (1) 5901CH Center High Module (1) 5903RW Low Right Wedge Module (1) 5900R Right Corner Module	\$ 1656 1139 1139 1139 1656 Total \$ 6729

	Seat Height	Arm Height	W	D	H	Fabric	Leather	Weight	Cubes/Qty			
item 5901CH	16¾"	-	38"	37¼"	31½"	5.0 yds.	88.0'	85 lbs.	32.10' / 1			
	425 mm	-	965 mm	946 mm	790 mm	4.6 m	8.2 sqm	38.5 kg	.91 cu.			
COM	COL	1	2	3	4	5	6	7	8	9	10	11
1139	1239	1551	1595	1634	1656	1684	1717	1751	1801	1884	1962	2201



GREENGUARD Certified

Center High Module. Fully upholstered. Ganging brackets included. *All COM/COL fabrics must be preapproved by Bernhardt Design prior to application. Specify fabric railroaded when used with Item 5905 corner module.

item 5903LW	16¾"	-	38"	37¼"	31½"	4.7 yds.	87.0'	85 lbs.	32.10' / 1			
	425 mm	-	965 mm	946 mm	790 mm	4.3 m	8.1 sqm	38.5 kg	.91 cu.			
COM	COL	1	2	3	4	5	6	7	8	9	10	11
1139	1233	1526	1568	1604	1625	1651	1683	1714	1761	1839	1912	2137



GREENGUARD Certified

Low Left Wedge Module. Fully upholstered. Ganging brackets included. *All COM/COL fabrics must be preapproved by Bernhardt Design prior to application. Specify fabric railroaded when used with Item 5905 corner module.

item 5903RW	16¾"	-	38"	36⅝"	31½"	4.7 yds.	87.0'	85 lbs.	32.10' / 1			
	425 mm	-	965 mm	930 mm	790 mm	4.3 m	8.1 sqm	38.5 kg	.91 cu.			
COM	COL	1	2	3	4	5	6	7	8	9	10	11
1139	1233	1526	1568	1604	1625	1651	1683	1714	1761	1839	1912	2137



GREENGUARD Certified

Low Right Wedge Module. Fully upholstered. Ganging brackets included. *All COM/COL fabrics must be preapproved by Bernhardt Design prior to application. Specify fabric railroaded when used with Item 5905 corner module.